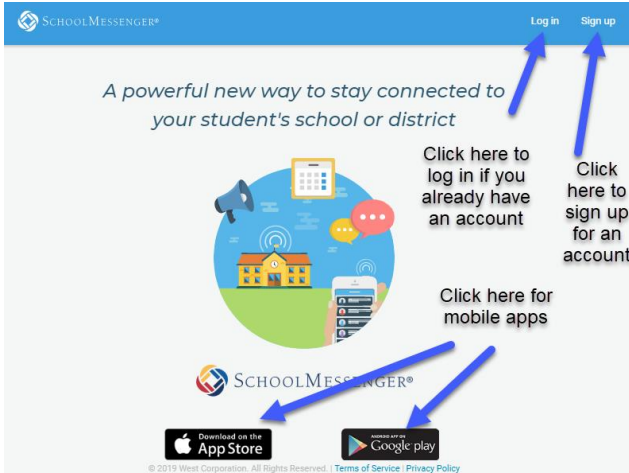




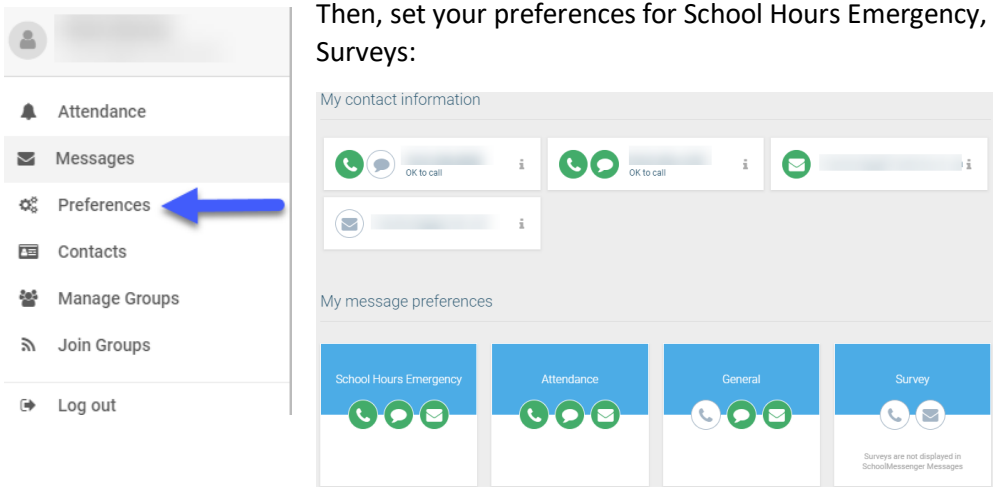
Signing up and setting preferences for SchoolMessenger/SafeArrival



Go to go.schoolmessenger.ca in your web browser. Here is what you will see:

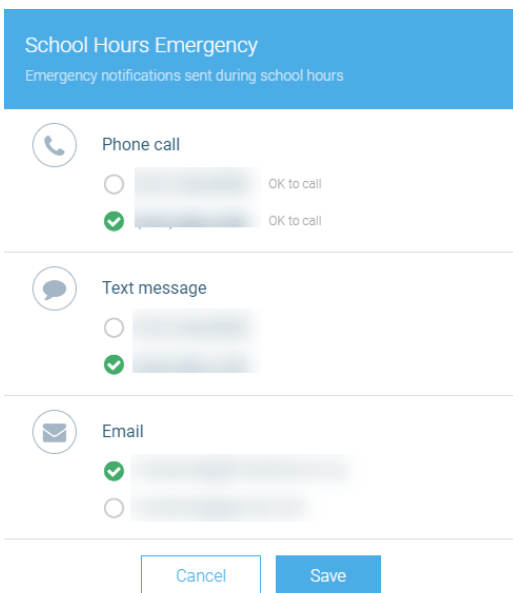
Once you have signed up for an account, click Log In. Make sure the Location is set to Canada, and enter the email address you have on file with the Limestone District School Board.

Click the three horizontal lines in the top left, and then choose Preferences:



Then, set your preferences for School Hours Emergency, Attendance, General messages, and Surveys:

Note: if you want to receive messages by SMS but cannot select that option, opt in by texting “opt in” to 978338.



Click the check boxes to select your preferences for each call type.

Note: for School Hours Emergency calls, you must have at least one phone number selected.

If your contact information is incorrect, or you wish to add additional email addresses or phone numbers, please call the school to make the request.

Click save to finalize your preferences.